




ARIZONA TILE

BLUE TAHOE



PRODUCT TYPE

Quartzite

ORIGIN

Brazil

STOCKED FINISH

Polished

RECOMMENDED USES

Commercial

Residential

Countertops

Interior Wall

Fireplaces

STOCKED SIZES

3/4" (2cm slab)

1-1/4" (3cm slab)

Blue Tahoe is quarried from a bedrock quarry in Brazil. It resembles marble in appearance, but is much harder and more durable. Because of this, it can be used for kitchen countertops without having the scratching and etching issues experienced with marble. Blue Tahoe quartzite has a blue-toned, silver background with grey veining and various areas of white throughout. It is possible for some slabs to have light oxidation along the veins. During the polishing process, an epoxy resin is applied to the surface of the stone to fill in any natural pits, cracks or fissures that may exist. It is possible for some of the more minute pits that are too small to effectively hold the resin, to reopen during other finishing stages. However, this does not affect the durability, maintenance or beauty of the stone. Due to the qualities of the stone, the slabs are book-matched, meaning slab one and slab two will be cut and polished to create a mirror image of each other. These are then kept in sequence, which allows for a consistent flow in pattern. Finally, a mesh backing is adhered to the back of the stone to ensure safety while handling and fabricating the slab. As a natural stone product, it is recommended that this be sealed to extend its longevity. Some quartzite colors have more of an open structure therefore some are more absorbent than others. The sealer that is applied needs to be one that is designed to penetrate properly to ensure that the stone is sealed. Arizona Tile suggests using 3 coats of Miracle Sealants 511 Porous Plus or Dry Treat Premium Impregnating Sealer for the initial sealing, which needs to be done at the time of installation, and applying 1 coat of sealer every 6 months moving forward. It's also recommended to seal all cut edges before installation whenever possible. This will help prevent water and oils from penetrating into the stone around sinks, faucet holes, ovens and any seams.