





# ARIZONA TILE

# MYSTIC JADE



## PRODUCT TYPE

Quartzite

## ORIGIN

Brazil

## STOCKED FINISH

Polished

## RECOMMENDED USES

Commercial

Residential

Interior Countertops

Interior Wall

Fireplaces

Shower Walls

## STOCKED SIZES

3/4" (2cm slab)

1-1/4" (3cm slab)

Mystic Jade is quarried from a bedrock quarry in Brazil. This stone has a dark green background lightened by thin white veins crossing the slab. This is a metamorphic stone which evolved from a sandstone due to extreme heat and pressure.

During the polishing process, an epoxy resin is applied to the surface of the stone to fill in any natural pits, cracks or fissures that may exist. It is possible for some of the more minute pits that are too small to effectively hold the resin, to reopen during other finishing stages. However, this does not affect the durability, maintenance or beauty of the stone.

Due to the qualities of the stone, the slabs are book-matched to allow for a consistent flow in pattern. As a natural stone product, it is recommended that this be sealed to extend its longevity. Finally, a mesh backing is adhered to the back of the stone to ensure safety while handling and fabricating the slab.

As a natural stone product, it is recommended that this be sealed to extend its longevity. Natural stone may absorb moisture during fabrication and from installation materials. Therefore, it is recommended that sealing should be done after the stone has fully dried to ensure proper sealer absorption, and prior to consumer use. Drying time will vary depending on the stone, as well as the temperature and humidity level. Quartzite has a more open structure and therefore needs a sealer that is designed to penetrate properly to ensure that the stone is sealed. After sealing, allow it to cure completely. Arizona Tile suggests using 3-5 coats of solvent-based impregnating sealer for the initial sealing and applying 1 coat of sealer every 6 months moving forward. It's also recommended to seal all cut edges, on-site at the time of installation. This will help to minimize water and oils from penetrating into the stone around sinks, faucet holes, ovens and any seams.