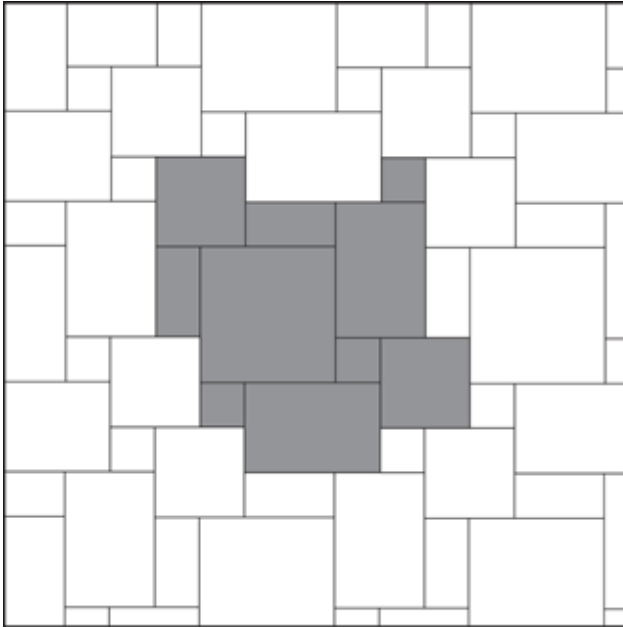


ARIZONA TILE

DOME PATTERNS


Porcelain - Cerdomus

Dome Pattern 1



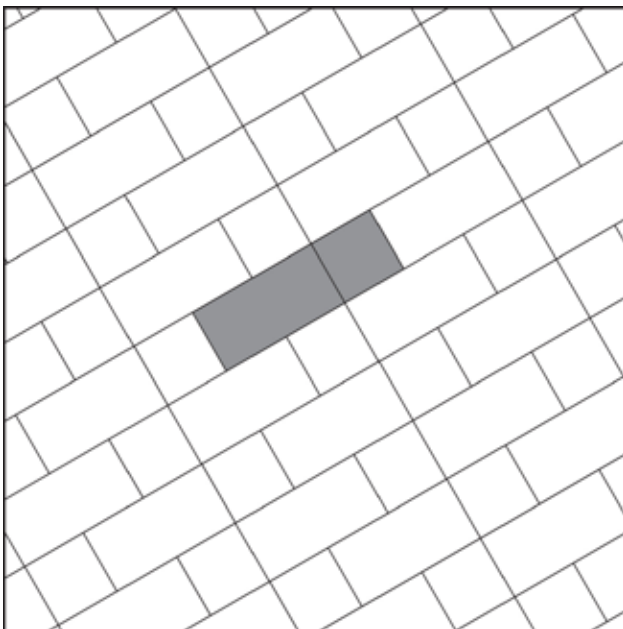
PIECE	SIZE OF PIECE	PIECES/PATTERN	PERCENTAGE
1	8x8	3	8%
2	8x16	2	11%
3	16x16	2	22%
4	16x24	2	33%
5	24x24	1	25%
TOTAL	15.5 SF/Pattern	10	100%

Dome Pattern 2



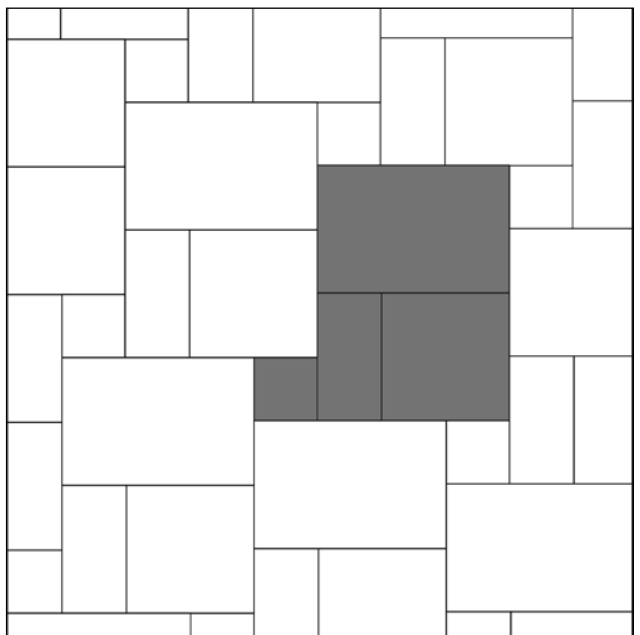
PIECE	SIZE OF PIECE	PIECES/PATTERN	PERCENTAGE
1	8x8	5	55%
2	16x16	1	44%
TOTAL		6	100%

Dome Pattern 3



PIECE	SIZE OF PIECE	PIECES/PATTERN	PERCENTAGE
1	8x8	1	33%
2	8x16	1	67%
TOTAL		2	100%

Dome Pattern 4



PIECE	SIZE OF PIECE	PIECES/PATTERN	PERCENTAGE
1	8x8	1	8%
2	8x16	1	15%
3	16x16	1	31%
4	16x24	1	46%
TOTAL		4	100%

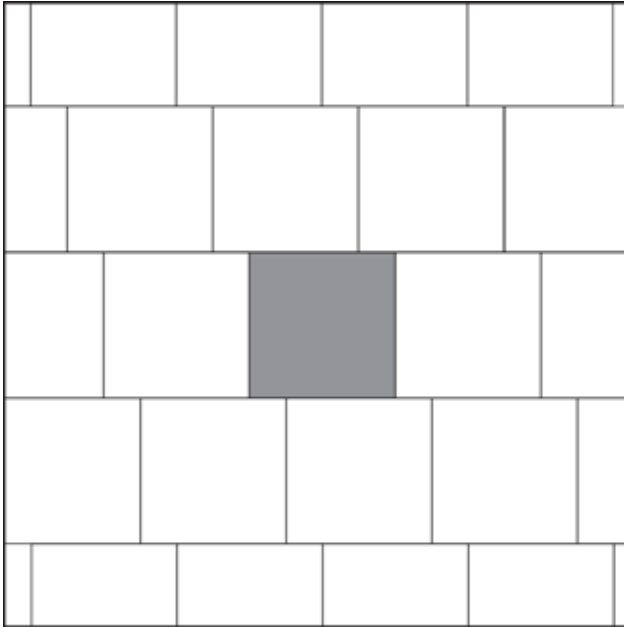
Recommended Grout Joint is 3/16". Please consult with a tile contractor for specific recommendations. When installing rectangular tiles 15 inch or longer with a staggered joint, industry standard is that the offset should not exceed 33%.

ARIZONA TILE

DOME PATTERNS


Porcelain - Cerdomus

Dome Pattern 5



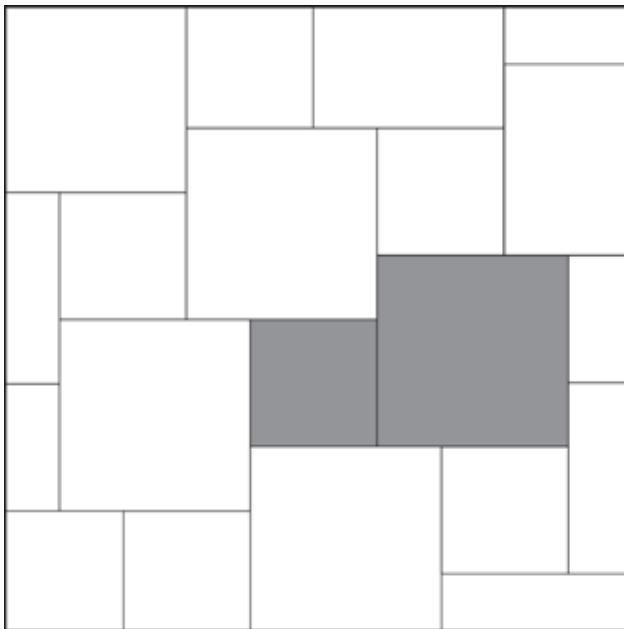
PIECE	SIZE OF PIECE	PIECES/PATTERN	PERCENTAGE
1	24x24	1	100%
TOTAL		1	100%

Dome Pattern 6



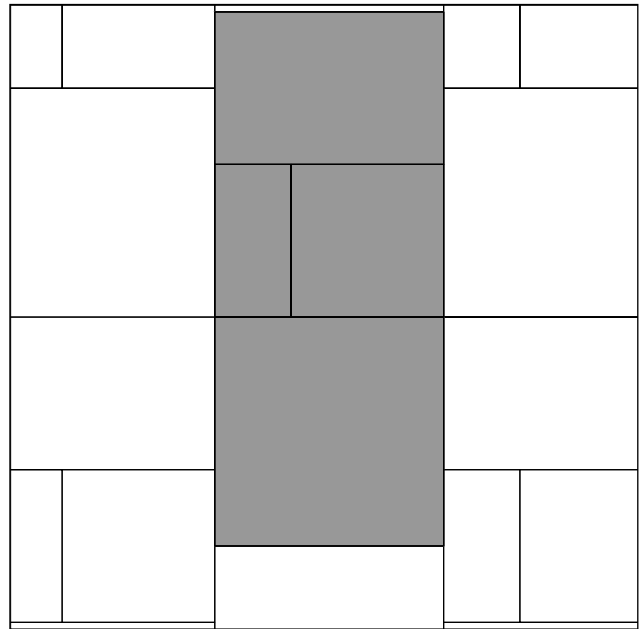
PIECE	SIZE OF PIECE	PIECES/PATTERN	PERCENTAGE
1	8x8	2	7%
2	16x16	2	29%
2	24x24	2	64%
TOTAL		6	100%

Dome Pattern 7



PIECE	SIZE OF PIECE	PIECES/PATTERN	PERCENTAGE
1	16x16	1	31%
2	24x24	1	69%
TOTAL		2	100%

Dome Pattern 8



PIECE	SIZE OF PIECE	PIECES/PATTERN	PERCENTAGE
1	8 x 16	1	9%
2	16 x 16	1	20%
3	16 x 24	1	28%
4	24 x 24	1	43%
TOTAL	9.4 SF/Pattern	4	100%

Recommended Grout Joint is 3/16". Please consult with a tile contractor for specific recommendations. When installing rectangular tiles 15 inch or longer with a staggered joint, industry standard is that the offset should not exceed 33%.