


# ARIZONA TILE


# VETRI SERIES




Vetri Fume Polished



Vetri Acqua Polished




Vetri Bianco Polished



Vetri Bronzo Polished



Vetri Fume Polished



Vetri Naturale Polished

## MADE IN ITALY

### PRODUCT TYPE

Rectified Glazed Porcelain  
Digital Print Technology

### COLORS

Vetri Acqua Polished  
Vetri Bianco Polished  
Vetri Bronzo Polished  
Vetri Fume Polished  
Vetri Naturale Polished

### STOCKED SIZES

4 × 12 × 9mm  
8 × 24 × 9mm  
24 × 24 × 9mm

### STOCKED TRIM

1/2 × 12 × 9mm Pencil Bullnose

### RECOMMENDED USES

Commercial  
Residential  
Interior Floor  
Countertops  
Interior Wall  
Exterior Cladding  
Fireplaces  
Showers  
Steam Showers  
Pool & Spa (waterline)

**DYNAMIC C.O.F. WET:** N/A

**P.E.I. RATING:** 4

**FROSTPROOF:** Yes

The Vetri series is a rectified glazed porcelain tile created using digital print technology. While the tiles in this series could be classified as solid colors, the edges of each tile are tinted a darker shade to give the illusion of a pillowing, hand-made edge. This was created by scanning hand-made glass, therefore the edge effect will vary in width and intensity. This edge detail combined with its polished surface give the Vetri series the look of glass tile. However, unlike glass tile, this porcelain product is suitable as a residential or commercial flooring option and requires minimal maintenance.

Piece to piece variation in shade or color are inherent in all fired clay products; therefore, it is recommended to mix tiles from several boxes at a time during installation to achieve the best range of color. When mixing sizes within a series, shade, texture and calibration differences should be expected. This series is suitable for residential and commercial applications. Because this material is a porcelain product, minimal maintenance is required. For proper bonding, LFT/LHT mortar for large format and heavy tiles should be used when installing tiles with a dimensional length greater than 15", and rectangular shape and plank tile, per industry standards. Proper thinset coverage is also necessary, and in some cases, back buttering of tile may be required.

When installing rectangular or square tiles 15 inches or longer with a staggered joint, it is recommended that the offset should not exceed 33%, unless otherwise specified by the manufacturer.



SIZE	SF/PIECE	PIECES/BOX	SF/BOX	BOXES/PALLET	SF/PALLET
4 × 12 × 9mm	0.3228	20	6.456	72	464.8320
8 × 24 × 9mm	1.2912	7	9.0384	48	433.8432
24 × 24 × 9mm	3.8736	3	11.6208	40	464.8321
1/2 × 12 × 9mm Pencil Bullnose	N/A	TBD	N/A	TBD	TBD